

# Supplement to “Identifying dynamic spillovers of crime with a causal approach to model selection”

(*Quantitative Economics*, Vol. 9, No. 1, March 2018, 343–394)

GREGORIO CAETANO

Department of Economics, University of Rochester

VIKRAM MAHESHRI

Department of Economics, University of Houston

## SA. CLASSIFYING OBSERVED VARIABLES AS DETECTABLE AND UNDETECTABLE CONFOUNDERS

Here we provide details of how we implemented the exercise described in Appendix B.1 of the paper. Consider the baseline model

$$\text{crime}_{jt} = \sum_{\tau=1}^{\bar{\tau}} \beta_{\tau} \text{crime}_{jt-\tau} + \sum_{\tau=1}^{\bar{\tau}} \Delta_{\tau} D_{jt-\tau} + \varepsilon_{jt} \quad (\text{S1})$$

for  $\bar{\tau} = 1, \dots, 6$ . For each  $\bar{\tau}$ , we assess whether every potential confounder  $w$  belongs to  $\hat{W}_1^D$ ,  $\hat{W}_2^D$ , or  $\hat{W}^C$  in the respective model. The full list of observed variables  $w$  is described in Section SA.4.

### SA.1 Testing for whether $w$ is a confounder (i.e., $w \in \hat{W}$ )

To assess whether  $w$  is a confounder, we test whether its inclusion as a control in equation (S1) affects the OLS estimates of  $\hat{\beta}_{\tau}$  for some  $\tau \leq \bar{\tau}$ . If it does, then we can classify  $w$  as a confounder in this model since its omission contributes to a biased estimate. To allow for  $w$  to enter nonlinearly in equation (S1), we let  $W = (w, w^2, w^3, w^4, w^5, \log(1+w), \frac{1}{1+w}, \sqrt{w})$  be a vector of specific deterministic functions of  $w$ , all of which are continuous in the full support of  $w$ . We then jointly test for all  $\tau \leq \bar{\tau}$  whether  $\hat{\beta}_{\tau}^{\text{OLS}}$  changes when  $W$  is included in equation (S1). If we reject the null hypothesis that it does not change, then we can conclude that  $w \in \hat{W}$ , that is,  $w$  is a confounder in this baseline model.<sup>1</sup>

Gregorio Caetano: [gregorio.caetano@gmail.com](mailto:gregorio.caetano@gmail.com)

Vikram Maheshri: [vmaheshri@uh.edu](mailto:vmaheshri@uh.edu)

<sup>1</sup>We implement these tests at the 5% significance level, with standard errors clustered at the sector  $\times$  year  $\times$  c level. Results are robust to other standard choices of significance level (1% and 10%) and to the other clustering levels discussed in Section 7.2.

SA.2 *Testing for whether  $w \in \hat{\mathbb{W}}^D$* 

Next, for all variables  $w \in \hat{\mathbb{W}}$ , we assess whether there exists an  $x$  such that  $w$  varies discontinuously with  $\text{crime}_{jt-1}^x$  at  $\text{crime}_{jt-1}^x = 0$  conditional on  $\text{crime}_{jt-1}^{-x}$ . Specifically, for each  $\bar{\tau}$ , we test whether  $\hat{\Delta}_{\tau}^w = 0$ , jointly for all  $\tau \leq \bar{\tau}$  in the regression

$$w = \sum_{\tau=1}^{\bar{\tau}} \beta_{\tau}^w \text{crime}_{jt-\tau} + \sum_{\tau=1}^{\bar{\tau}} \Delta_{\tau}^w D_{jt-\tau} + \varepsilon_{jt}^w. \quad (\text{S2})$$

If we reject the null hypothesis, then we conclude that  $w \in \hat{\mathbb{W}}^D$ .

SA.3 *Testing for whether  $w \in \hat{\mathbb{W}}_1^D$* 

Finally, for all variables  $w \in \hat{\mathbb{W}}^D$ , we assess whether  $w$  happens to be a confounder when  $\text{crime}_{jt-1}^x = 0$  for some  $x$  by repeating the test in Section SA.1 on the restricted subsample of observations where  $\text{crime}_{jt-1}^x = 0$  for some  $x$ . If  $\hat{\beta}_{\tau}^{\text{OLS}}$  does change for some  $\tau \leq \bar{\tau}$  on this restricted subsample, then we can conclude that  $w$  belongs to  $\hat{\mathbb{W}}_1^D$ .

SA.4 *List of potential confounders  $w$* 

The variables that we consider as potential confounders are constructed from two sources: the 2010 Census and the universe of all Dallas police reports from which our main estimating sample is constructed. None of these variables is a deterministic function of any other potential confounders (e.g.,  $w^2$ ,  $\log w$ ,  $1 - w$ , etc.). In total there are 691 such variables.

From the 2010 Census, we obtain sector level measures ( $w_j$ ) of total population, its gender composition, its age distribution (broken down into the bins under 5, 5–9, 10–14, 15–17, 18–19, 20–34, and 35–59 years of age), and its racial and ethnic composition (subdivided into non-Hispanic Whites, non-Hispanic Blacks, Hispanics, and Asians). In total, we obtain 13 observed variables from this data source.

From Dallas police reports, we include the following sets of sector–week level variables  $w_{jt-\tau}$  (a total of 678 variables from this data source):

(i) Crimes not included in  $\mathbb{C}$  (60 variables): Murder, larceny, carrying a concealed weapon, sex offenses, drugs, gambling, illegal liquor sales, driving while intoxicated (DWI), other traffic offenses, and a more general variable that classifies any reported crime that does not belong to  $\mathbb{C}$ . In total there are 10 such variables for each  $\tau = 1, \dots, 6$ .

(ii) Variables potentially omitted due to over-aggregation of crimes (210 variables): Fractions of light crimes subclassified as criminal mischief, drunk and disorderly conduct, fence, and vice; fraction of assaults deemed “aggravated”; and number of crimes of type  $x \in \mathbb{C}$  committed on a weekend, outdoors, in the daytime (8 A.M.–8 P.M.), in a private residence, or in the beat at the center of the corresponding sector.<sup>2</sup> In total there are 35 such variables for each  $\tau = 1, \dots, 6$ .

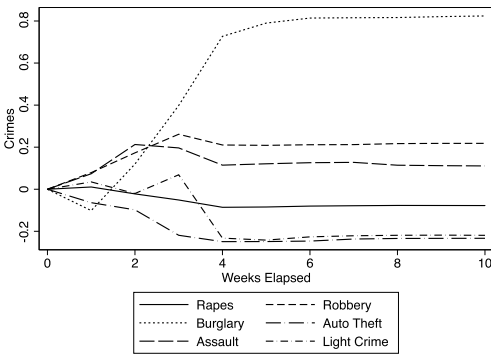
<sup>2</sup>This is defined as the beat whose centroid is closest to the centroid of the sector.

(iii) Variables potentially omitted due to under-aggregation of crimes (252 variables): Number of crimes of type  $x \in \mathbb{C}$  committed in the corresponding division, in sectors within 1, 3, and 5 miles from corresponding sector,<sup>3</sup> in the sector in the center of the corresponding division,<sup>4</sup> in winter weeks, and in summer weeks. In total there are 42 such variables for each  $\tau = 1, \dots, 6$ .

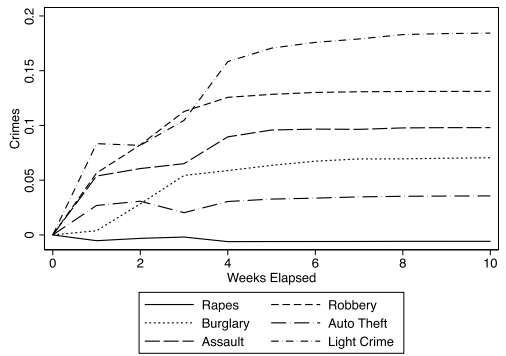
(iv) Policing variables (84 variables): Average response speed to the scene of the crime for each crime of type  $x \in \mathbb{C}$  (police arrival time to crime scene minus time of call for service), and average duration at the scene of the crime for each crime of type  $x \in \mathbb{C}$  (police departure time from crime scene minus police arrival time to crime scene). In total there are 12 such variables for each  $\tau = 0, 1, \dots, 6$ .<sup>5</sup>

(v) Variables potentially omitted due to misreporting (72 variables): Fractions of crimes of type  $x \in \mathbb{C}$  that are reported anonymously and by commercial establishments. In total there are 12 such variables for each  $\tau = 1, \dots, 6$ .

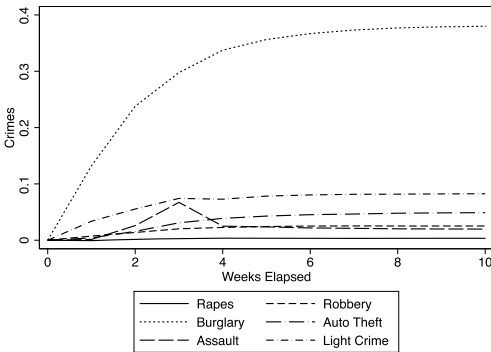
## SB. SUPPLEMENTAL FIGURES AND TABLES



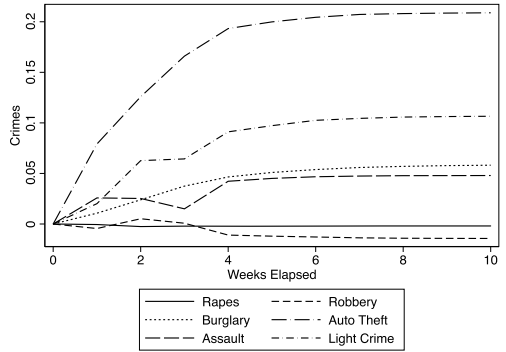
(a) Reduction in rape



(b) Reduction in robbery



(c) Reduction in burglary



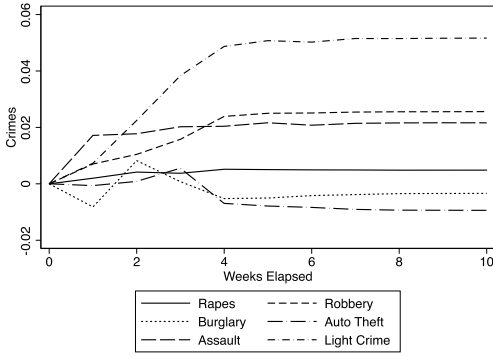
(d) Reduction in auto theft

FIGURE S1. Cumulative dynamic spillovers from unit crime reductions.

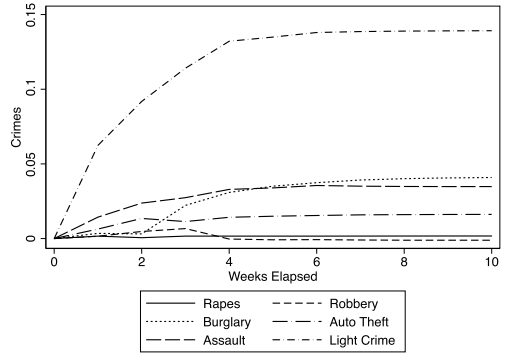
<sup>3</sup>These distances are based on the centroids of the sectors.

<sup>4</sup>This is defined as the sector whose centroid is closest to the centroid of the division.

<sup>5</sup>For the policing variables, we also consider  $\tau = 0$  as discussed in Section 8.



(e) Reduction in assault



(f) Reduction in light crime

FIGURE S1. *Continued.*

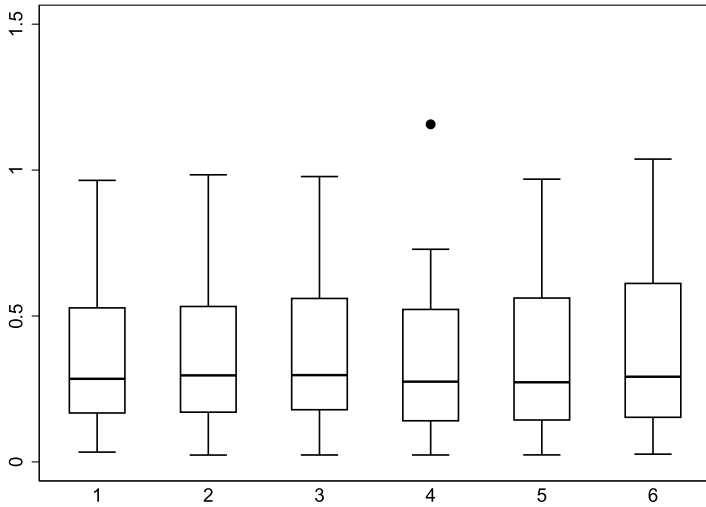


FIGURE S2. Standard errors of elements of  $\hat{\Delta}$  for models I–VI,  $j = \text{sector}$  and  $t = \text{week}$ . *Notes:* In this figure, we present a box plot of the standard errors of all elements of  $\hat{\Delta}$  (the coefficients of the indicator variables reflecting the statistic of the test of exogeneity) for each of the six specifications of fixed effects. These are obtained from the models tested in Table 2 with  $j = \text{sector}$  and  $t = \text{week}$ . The box contains the 25th–75th percentile range, and the whiskers correspond to the upper and lower adjacent values. Dots represent outliers from the adjacent values.

TABLE S1. Standard error estimates for specifications in Table 2 at various levels of clustering.

| Dep. Var. ( $t$ ) | RHS Var. ( $t - 1$ ) | I              | II             | III            | IV             | V              | VI             |
|-------------------|----------------------|----------------|----------------|----------------|----------------|----------------|----------------|
| Rape              | Rape                 | <b>0.067**</b> | <b>0.019*</b>  | <b>0.019*</b>  | <b>0.020</b>   | <b>0.021</b>   | <b>0.025</b>   |
|                   |                      | 0.083**        | 0.020          | 0.021          | 0.021          | 0.021          | 0.031          |
|                   |                      | <i>0.049**</i> | <i>0.021*</i>  | <i>0.021</i>   | <i>0.021</i>   | <i>0.021</i>   | <i>0.027</i>   |
|                   | Robbery              | <b>0.003**</b> | <b>0.003</b>   | <b>0.003</b>   | <b>0.003</b>   | <b>0.003</b>   | <b>0.003</b>   |
|                   |                      | 0.003**        | 0.003          | 0.003          | 0.003          | 0.003          | 0.003          |
|                   |                      | <i>0.003**</i> | <i>0.002</i>   | <i>0.002</i>   | <i>0.003</i>   | <i>0.003</i>   | <i>0.003</i>   |
|                   | Burglary             | <b>0.002</b>   | <b>0.001*</b>  | <b>0.001</b>   | <b>0.001</b>   | <b>0.001</b>   | <b>0.002</b>   |
|                   |                      | 0.002          | 0.001*         | 0.001          | 0.001          | 0.001          | 0.002          |
|                   |                      | <i>0.001</i>   | <i>0.001*</i>  | <i>0.001</i>   | <i>0.001</i>   | <i>0.001</i>   | <i>0.002</i>   |
|                   | Auto theft           | <b>0.002</b>   | <b>0.002*</b>  | <b>0.002*</b>  | <b>0.002</b>   | <b>0.002</b>   | <b>0.002</b>   |
|                   |                      | 0.002          | 0.002          | 0.002          | 0.002          | 0.002          | 0.001          |
|                   |                      | <i>0.002</i>   | <i>0.001*</i>  | <i>0.001**</i> | <i>0.002</i>   | <i>0.002</i>   | <i>0.002</i>   |
|                   | Assault              | <b>0.001**</b> | <b>0.001**</b> | <b>0.001**</b> | <b>0.001**</b> | <b>0.001**</b> | <b>0.001</b>   |
|                   |                      | 0.001**        | 0.001**        | 0.001**        | 0.001**        | 0.001**        | 0.001          |
|                   |                      | <i>0.001**</i> | <i>0.001**</i> | <i>0.001**</i> | <i>0.001**</i> | <i>0.001**</i> | <i>0.001</i>   |
|                   | Light crime          | <b>0.001**</b> | <b>0.001**</b> | <b>0.001**</b> | <b>0.001</b>   | <b>0.001</b>   | <b>0.001</b>   |
|                   |                      | 0.001**        | 0.001**        | 0.001**        | 0.001          | 0.001          | 0.001          |
|                   |                      | <i>0.001**</i> | <i>0.001</i>   | <i>0.001**</i> | <i>0.001</i>   | <i>0.001</i>   | <i>0.001</i>   |
| Robbery           | Rape                 | <b>0.093*</b>  | <b>0.082</b>   | <b>0.082</b>   | <b>0.074</b>   | <b>0.073</b>   | <b>0.073</b>   |
|                   |                      | 0.112          | 0.062*         | 0.062          | 0.043          | 0.046          | 0.061          |
|                   |                      | <i>0.070**</i> | <i>0.079</i>   | <i>0.080</i>   | <i>0.074</i>   | <i>0.073</i>   | <i>0.086</i>   |
|                   | Robbery              | <b>0.016**</b> | <b>0.016**</b> | <b>0.051**</b> | <b>0.012**</b> | <b>0.011**</b> | <b>0.013**</b> |
|                   |                      | 0.013**        | 0.013**        | 0.014**        | 0.011**        | 0.011**        | 0.014**        |
|                   |                      | <i>0.010**</i> | <i>0.010**</i> | <i>0.010**</i> | <i>0.010**</i> | <i>0.010**</i> | <i>0.013**</i> |
|                   | Burglary             | <b>0.007**</b> | <b>0.007**</b> | <b>0.007**</b> | <b>0.005**</b> | <b>0.006**</b> | <b>0.006</b>   |
|                   |                      | 0.008**        | 0.008**        | 0.008**        | 0.005**        | 0.006**        | 0.008**        |
|                   |                      | <i>0.005**</i> | <i>0.005**</i> | <i>0.005**</i> | <i>0.005**</i> | <i>0.005**</i> | <i>0.006</i>   |
|                   | Auto theft           | <b>0.008**</b> | <b>0.008**</b> | <b>0.008**</b> | <b>0.006**</b> | <b>0.007*</b>  | <b>0.006</b>   |
|                   |                      | 0.008**        | 0.008**        | 0.005**        | 0.006**        | 0.006**        | 0.007**        |
|                   |                      | <i>0.006**</i> | <i>0.006**</i> | <i>0.006**</i> | <i>0.006**</i> | <i>0.006**</i> | <i>0.008</i>   |
|                   | Assault              | <b>0.005**</b> | <b>0.005**</b> | <b>0.005**</b> | <b>0.004**</b> | <b>0.005**</b> | <b>0.004*</b>  |
|                   |                      | 0.004**        | 0.004**        | 0.004**        | 0.004**        | 0.005**        | 0.004*         |
|                   |                      | <i>0.003**</i> | <i>0.003**</i> | <i>0.003**</i> | <i>0.004**</i> | <i>0.004**</i> | <i>0.005*</i>  |
|                   | Light crime          | <b>0.004</b>   | <b>0.004**</b> | <b>0.004*</b>  | <b>0.004**</b> | <b>0.004**</b> | <b>0.004</b>   |
|                   |                      | 0.004*         | 0.004**        | 0.004**        | 0.004**        | 0.004**        | 0.005          |
|                   |                      | <i>0.003*</i>  | <i>0.003**</i> | <i>0.003**</i> | <i>0.003**</i> | <i>0.004**</i> | <i>0.004</i>   |

(Continues)

TABLE S1. *Continued.*

| Dep. Var. ( $t$ ) | RHS Var. ( $t - 1$ ) | I              | II             | III            | IV             | V              | VI             |
|-------------------|----------------------|----------------|----------------|----------------|----------------|----------------|----------------|
| Burglary          | Rape                 | <b>0.140</b>   | <b>0.148</b>   | <b>0.145</b>   | <b>0.134</b>   | <b>0.132</b>   | <b>0.147</b>   |
|                   |                      | 0.165          | 0.153          | 0.152          | 0.134          | 0.133          | 0.152          |
|                   |                      | <i>0.110</i>   | <i>0.151</i>   | <i>0.015</i>   | <i>0.145</i>   | <i>0.142</i>   | <i>0.163</i>   |
|                   | Robbery              | <b>0.025**</b> | <b>0.025**</b> | <b>0.025**</b> | <b>0.021**</b> | <b>0.022**</b> | <b>0.024</b>   |
|                   |                      | 0.024**        | 0.023**        | 0.024**        | 0.024**        | 0.026**        | 0.031          |
|                   |                      | <i>0.019**</i> | <i>0.019**</i> | <i>0.019**</i> | <i>0.019**</i> | <i>0.019**</i> | <i>0.023</i>   |
|                   | Burglary             | <b>0.019**</b> | <b>0.019**</b> | <b>0.017**</b> | <b>0.018**</b> | <b>0.020**</b> | <b>0.013**</b> |
|                   |                      | 0.020          | 0.020**        | 0.018**        | 0.019**        | 0.021**        | 0.017**        |
|                   |                      | <i>0.010**</i> | <i>0.010**</i> | <i>0.010**</i> | <i>0.011**</i> | <i>0.011**</i> | <i>0.013**</i> |
|                   | Auto theft           | <b>0.015**</b> | <b>0.015**</b> | <b>0.015**</b> | <b>0.013**</b> | <b>0.014*</b>  | <b>0.013</b>   |
|                   |                      | 0.020*         | 0.020**        | 0.009*         | 0.016          | 0.015*         | 0.017          |
|                   |                      | <i>0.006**</i> | <i>0.011*</i>  | <i>0.011**</i> | <i>0.012*</i>  | <i>0.012*</i>  | <i>0.014</i>   |
|                   | Assault              | <b>0.010**</b> | <b>0.010**</b> | <b>0.009**</b> | <b>0.008**</b> | <b>0.008*</b>  | <b>0.007</b>   |
|                   |                      | 0.011**        | 0.010**        | 0.010**        | 0.006**        | 0.007*         | 0.008          |
|                   |                      | <i>0.006**</i> | <i>0.006**</i> | <i>0.006**</i> | <i>0.008**</i> | <i>0.008*</i>  | <i>0.010</i>   |
|                   | Light crime          | <b>0.005**</b> | <b>0.009**</b> | <b>0.009**</b> | <b>0.007**</b> | <b>0.007**</b> | <b>0.008</b>   |
|                   |                      | 0.010**        | 0.011**        | 0.010**        | 0.008**        | 0.007**        | 0.008          |
|                   |                      | <i>0.006**</i> | <i>0.006**</i> | <i>0.006**</i> | <i>0.007**</i> | <i>0.007**</i> | <i>0.008</i>   |
| Auto theft        | Rape                 | <b>0.128</b>   | <b>0.128</b>   | <b>0.124</b>   | <b>0.107</b>   | <b>0.112</b>   | <b>0.127</b>   |
|                   |                      | 0.148          | 0.113          | 0.110          | 0.097          | 0.100          | 0.118          |
|                   |                      | <i>0.099</i>   | <i>0.133</i>   | <i>0.130</i>   | <i>0.121</i>   | <i>0.120</i>   | <i>0.141</i>   |
|                   | Robbery              | <b>0.020**</b> | <b>0.020**</b> | <b>0.021**</b> | <b>0.015**</b> | <b>0.015**</b> | <b>0.016</b>   |
|                   |                      | 0.021**        | 0.021**        | 0.022**        | 0.013**        | 0.013**        | 0.015          |
|                   |                      | <i>0.016**</i> | <i>0.016**</i> | <i>0.016**</i> | <i>0.016**</i> | <i>0.016**</i> | <i>0.019</i>   |
|                   | Burglary             | <b>0.011**</b> | <b>0.012**</b> | <b>0.011**</b> | <b>0.010**</b> | <b>0.010**</b> | <b>0.010</b>   |
|                   |                      | 0.014**        | 0.014**        | 0.013**        | 0.009**        | 0.008**        | 0.012          |
|                   |                      | <i>0.007**</i> | <i>0.007**</i> | <i>0.007**</i> | <i>0.008**</i> | <i>0.008**</i> | <i>0.010</i>   |
|                   | Auto theft           | <b>0.016**</b> | <b>0.016**</b> | <b>0.015**</b> | <b>0.015**</b> | <b>0.015**</b> | <b>0.012**</b> |
|                   |                      | 0.015**        | 0.015**        | 0.015**        | 0.012**        | 0.012**        | 0.014**        |
|                   |                      | <i>0.009**</i> | <i>0.009**</i> | <i>0.009**</i> | <i>0.010**</i> | <i>0.010**</i> | <i>0.012**</i> |
|                   | Assault              | <b>0.008**</b> | <b>0.008**</b> | <b>0.008**</b> | <b>0.006**</b> | <b>0.007**</b> | <b>0.007</b>   |
|                   |                      | 0.009**        | 0.009**        | 0.010**        | 0.007**        | 0.007**        | 0.007          |
|                   |                      | <i>0.005**</i> | <i>0.005**</i> | <i>0.005**</i> | <i>0.006**</i> | <i>0.006**</i> | <i>0.008</i>   |
|                   | Light crime          | <b>0.007**</b> | <b>0.008**</b> | <b>0.008**</b> | <b>0.007**</b> | <b>0.007**</b> | <b>0.007</b>   |
|                   |                      | 0.009**        | 0.010**        | 0.009**        | 0.008**        | 0.008**        | 0.008          |
|                   |                      | <i>0.005**</i> | <i>0.005**</i> | <i>0.005**</i> | <i>0.006**</i> | <i>0.006**</i> | <i>0.007</i>   |

*(Continues)*

TABLE S1. *Continued.*

| Dep. Var. ( $t$ )             | RHS Var. ( $t - 1$ ) | I              | II             | III            | IV             | V              | VI             |
|-------------------------------|----------------------|----------------|----------------|----------------|----------------|----------------|----------------|
| Assault                       | Rape                 | <b>0.181</b>   | <b>0.214</b>   | <b>0.212</b>   | <b>0.202</b>   | <b>0.194</b>   | <b>0.199</b>   |
|                               |                      | 0.226          | 0.217          | 0.210          | 0.207          | 0.213          | 0.232          |
|                               |                      | <i>0.148</i>   | <i>0.208</i>   | <i>0.207</i>   | <i>0.200</i>   | <i>0.190</i>   | <i>0.210</i>   |
|                               | Robbery              | <b>0.036**</b> | <b>0.036**</b> | <b>0.034**</b> | <b>0.031**</b> | <b>0.030**</b> | <b>0.030*</b>  |
|                               |                      | 0.033**        | 0.033**        | 0.033**        | 0.036**        | 0.036**        | 0.030          |
|                               |                      | <i>0.025**</i> | <i>0.025**</i> | <i>0.025**</i> | <i>0.025**</i> | <i>0.024**</i> | <i>0.030*</i>  |
|                               | Burglary             | <b>0.017**</b> | <b>0.017**</b> | <b>0.016**</b> | <b>0.014**</b> | <b>0.014**</b> | <b>0.015</b>   |
|                               |                      | 0.019**        | 0.019**        | 0.015**        | 0.013**        | 0.013**        | 0.012          |
|                               |                      | <i>0.012**</i> | <i>0.012**</i> | <i>0.012**</i> | <i>0.013**</i> | <i>0.012**</i> | <i>0.015</i>   |
|                               | Auto theft           | <b>0.020**</b> | <b>0.020**</b> | <b>0.020</b>   | <b>0.019**</b> | <b>0.019**</b> | <b>0.017</b>   |
|                               |                      | 0.020**        | 0.021          | 0.023          | 0.018**        | 0.018**        | 0.018          |
|                               |                      | <i>0.014**</i> | <i>0.014**</i> | <i>0.014</i>   | <i>0.015**</i> | <i>0.014**</i> | <i>0.017</i>   |
|                               | Assault              | <b>0.017**</b> | <b>0.017**</b> | <b>0.015**</b> | <b>0.014**</b> | <b>0.015**</b> | <b>0.012</b>   |
|                               |                      | 0.027**        | 0.027**        | 0.021**        | 0.018**        | 0.020**        | 0.013*         |
|                               |                      | <i>0.010**</i> | <i>0.010**</i> | <i>0.009**</i> | <i>0.011**</i> | <i>0.010**</i> | <i>0.013</i>   |
|                               | Light crime          | <b>0.012**</b> | <b>0.012**</b> | <b>0.012**</b> | <b>0.011**</b> | <b>0.011**</b> | <b>0.010</b>   |
|                               |                      | 0.010**        | 0.010**        | 0.009**        | 0.010**        | 0.010**        | 0.009          |
|                               |                      | <i>0.009**</i> | <i>0.009**</i> | <i>0.009**</i> | <i>0.009**</i> | <i>0.009**</i> | <i>0.010</i>   |
| Light crime                   | Rape                 | <b>0.184**</b> | <b>0.210</b>   | <b>0.208</b>   | <b>0.185</b>   | <b>0.193</b>   | <b>0.204</b>   |
|                               |                      | 0.211**        | 0.224          | 0.222          | 0.207          | 0.226          | 0.234          |
|                               |                      | <i>0.151**</i> | <i>0.211</i>   | <i>0.210</i>   | <i>0.197</i>   | <i>0.196</i>   | <i>0.225</i>   |
|                               | Robbery              | <b>0.032**</b> | <b>0.034**</b> | <b>0.023**</b> | <b>0.025**</b> | <b>0.027**</b> | <b>0.029**</b> |
|                               |                      | 0.030**        | 0.032**        | 0.031**        | 0.026*         | 0.028**        | 0.029**        |
|                               |                      | <i>0.025**</i> | <i>0.025**</i> | <i>0.025**</i> | <i>0.026**</i> | <i>0.026**</i> | <i>0.032**</i> |
|                               | Burglary             | <b>0.019**</b> | <b>0.020**</b> | <b>0.019**</b> | <b>0.015**</b> | <b>0.015**</b> | <b>0.016**</b> |
|                               |                      | 0.019**        | 0.021**        | 0.019**        | 0.014**        | 0.013**        | 0.016**        |
|                               |                      | <i>0.012**</i> | <i>0.012**</i> | <i>0.012**</i> | <i>0.013**</i> | <i>0.014**</i> | <i>0.017*</i>  |
|                               | Auto theft           | <b>0.021**</b> | <b>0.022**</b> | <b>0.023**</b> | <b>0.020**</b> | <b>0.021**</b> | <b>0.019</b>   |
|                               |                      | 0.025**        | 0.027**        | 0.026**        | 0.023**        | 0.021**        | 0.026          |
|                               |                      | <i>0.015**</i> | <i>0.015**</i> | <i>0.015**</i> | <i>0.016**</i> | <i>0.016**</i> | <i>0.020</i>   |
|                               | Assault              | <b>0.013**</b> | <b>0.014**</b> | <b>0.013**</b> | <b>0.011**</b> | <b>0.012**</b> | <b>0.011</b>   |
|                               |                      | 0.016**        | 0.015**        | 0.015**        | 0.012**        | 0.012**        | 0.010          |
|                               |                      | <i>0.008**</i> | <i>0.008**</i> | <i>0.009**</i> | <i>0.010**</i> | <i>0.011**</i> | <i>0.013</i>   |
|                               | Light crime          | <b>0.014**</b> | <b>0.015**</b> | <b>0.015**</b> | <b>0.014**</b> | <b>0.014**</b> | <b>0.013**</b> |
|                               |                      | 0.014**        | 0.015**        | 0.016**        | 0.013**        | 0.013**        | 0.014**        |
|                               |                      | <i>0.009**</i> | <i>0.009**</i> | <i>0.009**</i> | <i>0.010**</i> | <i>0.010**</i> | <i>0.013**</i> |
| Discontinuity test $P$ -value | <b>0.00**</b>        | <b>0.00**</b>  | <b>0.00**</b>  | <b>0.01**</b>  | <b>0.05</b>    | <b>0.66</b>    |                |
|                               | 0.00**               | 0.00**         | 0.00**         | 0.00**         | 0.02*          | 0.08           |                |
|                               | <i>0.00**</i>        | <i>0.00**</i>  | <i>0.00**</i>  | <i>0.02*</i>   | <i>0.06</i>    | <i>0.85</i>    |                |

*Note:* Standard error estimates are presented for models estimated in Table 2. The standard errors in **bold** are clustered at the sector-year-crime type level. The standard errors in normal font are clustered at the division-year-crime type level. The standard errors in *italics* are clustered at the division-week-crime type level. \* (\*\*), corresponding coefficient (not shown in this table) is significantly different from zero at the 5% (1%) level.

Co-editor Rosa L. Matzkin handled this manuscript.

Manuscript received 12 August, 2016; final version accepted 15 December, 2016; available on-line 7 March, 2017.